

C O N T A I N E R S

**ibreathe**



# WHY GALBREATH CONTAINERS CONTAIN IT BETTER...

Constructed of heavy gauge steel, Galbreath roll-off containers are specifically engineered for long-term durability with heavy-duty features designed to withstand the stress of daily use year after year, load after load.




**GALBREATH CONTAINER UNDERSTRUCTURE.**



**SOLID STEEL NOSE CONE ADDED TO CONTAINER LONG SILLS TO REDUCE IMPACT DAMAGE AND EASE ALIGNMENT FOR LOADING (STANDARD).**

## FRONT AND REAR LOAD CONTAINERS



**FRONT LOAD CONTAINER**

**REAR LOAD CONTAINER**



**SELF DUMPING HOPPER**



## RECTANGULAR OPEN TOP CONTAINER

These tough workhorses are engineered with an outside rail understructure that makes them ideally suited for hauling refuse and scrap material. Extra heavy-duty models are also available for construction and demolition applications. Additional options can be added for specific requirements.



**INVERTED ANGLES ON TOP CAP TO REDUCE DAMAGE FROM FALLING DEBRIS. AVAILABLE ON R MODEL CONTAINERS (OPTIONAL).**



**DIRT SHEDDERS AVAILABLE ON R MODEL CONTAINERS (OPTIONAL).**



## TUB STYLE ROLL-OFF CONTAINER

The special tub style design allows containers to be stacked for more economical shipping. The smooth tapered sides provide easier unloading of certain types of material as well as better application of customer signage and decals.

# REFUSE CONTAINERS

## RECTANGULAR PACKER/RECEIVER BOX



Teamed with stationary compactors, these packer/receiver boxes are often specified for the demanding requirements of high volume waste applications such as industrial sites and waste transfer facilities. Numerous models, capacities, and options are available to serve many needs.



**HINGES, GRAB POCKET,  
AND SPEAR TYPE DOOR ON  
COMPACTION CONTAINER  
(AVAILABLE).**



**COMPACTION CONTAINER FRONT  
INSPECTION DOOR (STANDARD).**



## OCTAGONAL PACKER/ RECEIVER BOX



Our octagonal packer/receiver boxes are built to complement stationary compactors. Designed with smooth sides for easier application of customer signage and decals, these models can accommodate up to 44 cubic yards capacity.

## SPECIALTY CONTAINERS

Galbreath's specialty containers serve a wide variety of specialized applications. We offer many different types and capacities to serve all kinds of needs. As with all Galbreath containers, our specialty products are engineered for quality and long-lasting performance.

**LUGGER CONTAINER**



**RECYCLING  
CONTAINER**

## UNDERSTRUCTURE OPTIONS

**BALE STYLE  
UNDERSTRUCTURE  
(OPTIONAL)**



**DEADLIFT STYLE  
UNDERSTRUCTURE  
(OPTIONAL)**



**STANDARD  
OUTSIDE RAIL  
UNDERSTRUCTURE**



**HOOKLIFT STYLE  
UNDERSTRUCTURE  
(OPTIONAL)**

# GENUINE AFTERMARKET PARTS

To keep the Galbreath quality running long, call for Genuine Galbreath Aftermarket Parts at 800-946-9476.  
Fax: 574-946-4579



## CORPORATE HEADQUARTERS:

461 E. Rosser Drive  
P.O. Box 220  
Winamac, IN 46996  
574-946-6631  
800-285-0666 (Inside U.S.A.)  
Fax: 574-946-4579

## ALABAMA FACILITY:

Highway 75 South, Route #1  
P.O. Box 160  
Idler, AL 35981  
256-657-6140  
800-964-6478 (Inside U.S.A.)  
Fax: 256-657-6147

## TEXAS FACILITY:

P.O. Box 530004  
Grand Prairie, TX 75053-0004  
817-477-4564  
800-297-0668 (Inside U.S.A.)  
Fax: 817-473-7657

## AFTERMARKET PARTS:

800-946-9476  
Fax: 574-946-4579

# PAINT CHART



No. P1001  
White




No. P1002  
Gray




No. P1003  
Silver Gray




No. P1004  
Black



No. P1005  
Yellow



No. P1006  
Chrome Yellow



No. P1008  
Cream



No. P1009  
Beige



No. P1011  
Spanish Orange



No. P1012  
Red



No. P1013  
Light Blue



No. P1015  
Medium Blue



No. P1016  
Dark Blue



No. P1017  
Vista Green



No. P1018  
Medium Green



No. P1077  
Bright Green



No. P1019  
Dark Green



No. P1020  
Burgundy



No. P1022  
Cocoa Brown



No. P1023  
Red Oxide Primer

Printing limitations prevent exact duplication of finish colors.  
Please Order By Color and Number To Eliminate Errors



For more information about Galbreath products, log on to our web site at [www.galbreath-inc.com](http://www.galbreath-inc.com).

On the web, click on me for more info.

To learn more about Wastequip, go to [www.wastequip.com](http://www.wastequip.com).

**Galbreath**  
A WASTEQUIP COMPANY



**CAUTION!** This equipment should be operated by properly trained personnel. Operators should become familiar with OSHA, ANSI, and any other applicable standards or laws regarding the equipment. Improper use, misuse, or lack of maintenance could cause injury to people and/or property. Be cautious in the use of our products. We assume no liability or responsibility for proper testing, operation or equipment not manufactured by Galbreath. We reserve the right to make changes at any time without notice. Information contained within this Manual is intended to be the most accurate available at the time of printing.



CONSOLIDATED DISPOSAL  
SYSTEMS, INC.

P.O. Box 812354  
Smyrna, GA 30082  
PHONE: 404-696-1530 or  
800-844-1530  
FAX: 404-696-1608